

Thermo Scientific AquaSensors
DataStick measurement system
for universal plug & play

Thermo Scientific AquaSensors DataStick AquaChlor Free Chlorine Sensor and Monitoring System



Markets/Applications

- Drinking water
 - Production & distribution
- Food & beverage
 - Monitor sanitized process water
 - Monitor sterilization of glassware
- Reverse osmosis/ultrapure water
 - Chlorine damages filter membranes

AquaSensors DataStick™ AquaChlor™ Free Chlorine System

- Free chlorine
- Amperometric measurement
- Temperature compensated
- Optional automatic pH correction
- Pre-calibrated
- Plug & play
- Rugged Teflon® membrane
- Replaceable membrane cap
- Remote measurement, calibration, configuration, and diagnostics
- Turnkey AquaChlor monitoring system

This free chlorine sensor will measure accurately in processes that are between 4 and 9 pH.

When used with the Thermo Scientific AV38 Local display unit and a pH measurement system, measured hypochlorous acid (HOCl) and hypochlorite ion (OCl⁻) concentration can be used to determine free chlorine present.

Engineering Specifications

1. The free chlorine measurement system shall employ the amperometric measurement technique, using a gold cathode and silver cathode.
2. The sensor shall have hex-shaped wrench flats to facilitate mounting, and shall continuously measure hypochlorous acid (HOCl) and temperature in water to determine free chlorine concentration. When combined with pH measurements the sensor shall also determine total free chlorine concentration.
3. The sensor shall sample continuously at a user-regulated flow rate between 200 and 250 mL per minute, and automatically pH compensate over process solutions between 4.0 and 9.0 pH.
4. The system shall be a reagent-free design, requiring no additional buffers or indicators for free chlorine measurement.
5. The system shall display free residual chlorine from 0-5, 0-10 or 0-20 ppm on a LCD display with backlighting.
6. The minimum detection limit shall be 5 ppb or 0.005 mg/L HOCl.
7. The accuracy shall be less than 2% or ± 10 ppb of the measured value, whichever is greater.
8. The sensor shall have an integral temperature sensor to measure temperature independently.
9. The analyzer shall automatically compensate for sample temperature that shall be between 0° and 45 °C.
10. The calibration method for the analyzer shall be comparison with the approved lab method.
11. The local display/controller enclosure shall be rated at NEMA 4X.
12. The sensor shall have a built-in pre-amplifier, universal signal conditioning electronics, universal engineering units conversion, and interactive communications with a host computer or display interface using one of several protocols including Modbus® RTU, DeviceNet Profibus, USB, CANopen or Ethernet IP.
13. The system shall have two isolated 4-20 mA analog outputs that can represent the measured free chlorine as well as measured pH (if pH sensor is also used). Temperature may also be assigned to one of these outputs.
14. The system shall have two available relays that can be selected to operate as a control, alarm, or timer relay.
15. The Thermo Scientific AquaChlor™ System shall be AquaSensors Model AQC-series with Free Chlorine DataStick and optional pH DataStick.

Thermo Scientific DataStick Analytical System

interchangeable communication adapters

AV38 Local Display (4-20 mA and Relays)

PLC, PDA, PC, SCADA, DCS, PLC, MODBUS, USB/RS-232, RS-485, PROFIBUS, MODBUS, DEVICENET

interchangeable sensor heads

TORTOIDAL, RESISTIVITY, CONDUCTIVITY, OZONE, ORP, DO, pH

universal sensor module

Key Components

DataStick
Provides universal conversion of sensor signals and interactive communications for measurement, calibration, configuration and diagnostics.

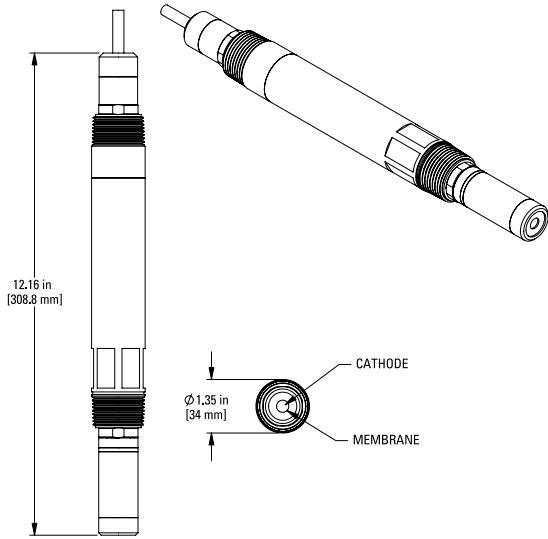
Communications Adapter
Plugs into the DataStick to provide power and direct interactive communications with control systems.

AV38 Local Display
2 line display and 7 key navigation. Data reporting with up to 2 current outputs. 2 Form C relays. Digital communications.

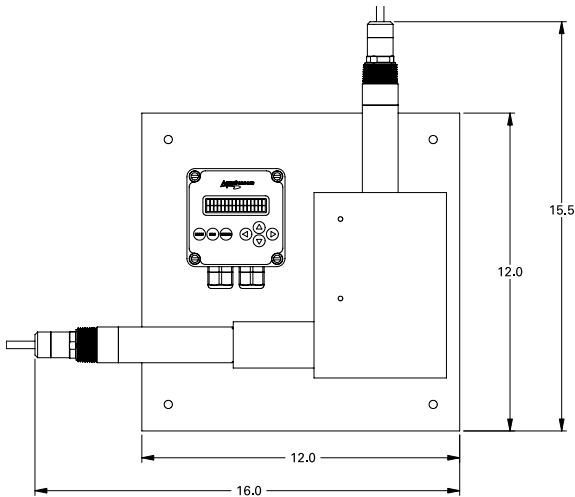
AquaChlor System
With Free chlorine and pH modules installed.

Free Chlorine Sensor Head
Pre-calibrated for free chlorine and temperature. Can be plugged into any DataStick™ to yield accurate 24-bit data.

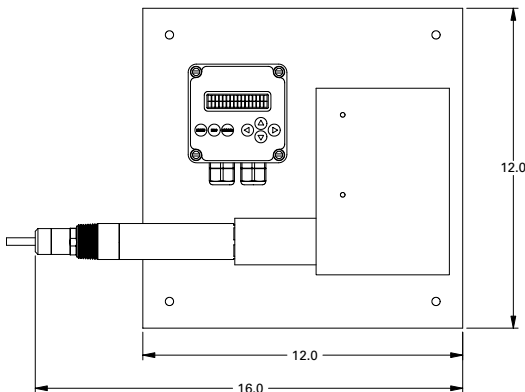
Thermo Scientific AquaSensors Free Chlorine DataStick Data Sheet



Provides universal conversion of sensor signals and interactive communications for measurement, calibration, configuration and diagnostics. Mounting adapters, junction boxes and recharge kits are available.



AquaChlor System with free chlorine and pH DataStick sensors installed.



AquaChlor System with free chlorine DataStick sensor only.

Specifications	
Measurement System Performance	Ranges: 0 to 5 ppm and 0 to 20 ppm Resolution: 0.005 ppm Accuracy: 2% or ±10 ppb (whichever is greater) Step Response Time: 90% in 90 seconds
Operational Environment	Temperature Range: 0 °C to 45 °C (32 °F to 113 °F) Maximum Pressure: 15 psig @ 45 °C System Flow Rate in Chamber: 200 to 250 mL/min
Free Chlorine Operation	When chlorine and pH DataSticks are connected to the AV38 local display, HOCl and ClO ⁻ dissociation curves are pH compensated and used to calculate free chlorine present. A stable pH value can also be entered manually.
Power Requirements†	Voltage Range: 10 to 30 VDC Maximum Power: 200 mW Typical Power: 120 mW
Construction	Process Electrodes: Gold cathode, silver anode Membrane: Teflon® O-rings: Viton® Sensor Head Material: Noryl® DataStick Material: PEEK or CPVC Weight: 1.2 lbs
Units of Measure	Measurement units: ppm, free chlorine Temperature Units: °C, °F
Calibration‡	Sample: 1 point Zero: 1 point Temperature: point
Other Configuration Options	Sensor Filter: 0 to 100 seconds Temperature Filter: 0 to 100 seconds
Approvals and Ratings	Immunity & Emissions: CE Certified 89/336/EEC: CISPER 11, EN61000 (-4-2,-4-3,-4-4,-4-6, 4-8) Safety: cULus Listed; 367G E303570 Hazardous Locations: Haz Loc Class 1, Division 2, Groups A, B, C, D. Max Ambient 50 °C

† Note: Class II DC power supply required

‡ Note: Precalibrated at the factory

Thermo Scientific AquaSensors Free Chlorine DataStick and AquaChlor Monitoring System

- Global support — with experience that comes from supporting our customers for over 35 years throughout the world, our water quality specialists and customer support teams offer a quick, thorough and professional response to any problem encountered.
- Focus on user benefits — we work closely with you to define your needs, and ensure you are using the monitor in a way that improves your bottom line. For more information, contact your local water quality specialists or visit www.thermo.com/processwater.

Free Chlorine DataStick Information

Part No.	Description
CL31-t-r	Free Chlorine Sensor Head
Sensor Tip (t)	B = Process Flat C = Face Seal (for flow chamber mounting)
Measurement range (r)	1 = 0 to 5 ppm 2 = 0 to 20 ppm
DS-b-t	DataStick
Body Material (b)	1 = 316 SS 2 = CPVC 3 = PEEK
Mounting (t)	1 = NPT
CA-b-nw-x-y	Communications Adapter
Body Material (b)	2 = CPVC 3 = PEEK
Communications (nw)	1A = RS232 ASCII 3B = DF1 RS485 1B = RS485 ASCII 7R = Ethernet 2B = Modbus® RTU 5R = DeviceNet 2A = Modbus RS232 6R = Profibus DP 3A = DF1 RS232 8R = USB
Cable Length (x)	1 = 10 feet 2 = 20 feet 3 = 30 feet
Cable Termination (y)	A = Stripped Wires

Part No.	Description
AQC-d-x-y-z	AquaChlor System
Display Location (d)	1 = Integral 2 = Remote
AV38 Display Configurations (x)	A = 1 current output; 24 VDC power B = 2 current, 2 relays; 24 VDC Power B = 2 current, 2 relays; 100 to 240 VAC Power
AV38 Host Communications (y)	0 = None 4 = Modbus RTU 5 = Device Net 6 = CANopen 7 = Ethernet IP, Modbus TCP, TCP/IP
pH Compensation (z)	A = Manual B = Automatic (w/pH DataStick)

Accessories Ordering Information

Part No.	Description
Local Display/Controller Interface	
AV38	1/4 DIN, Outputs, Relays, Digital Communications Options
Solution	
RD0K9	Chlorine Electrolyte, 60 mL bottle
Membrane Caps	
DMR09	Chlorine Membrane Cap
SBC01	Storage Cap With Sponge
Consult factory for other sensor mounting options.	

©2008 Thermo Fisher Scientific Inc. All rights reserved. ® Teflon is a registered trademarks of E. I. Du Pont De Nemours & Co. Noryl is a registered trademark of General Electric Company. Modbus is a registered trademark of Schneider Automation, Inc. All other trademarks are the property of Thermo Fisher Scientific Inc. and its subsidiaries.

Environmental Instruments
Water Analysis Instruments

North America
166 Cummings Center
Beverly, MA 01915 USA
Toll Free: 1-800-225-1480
Tel: 1-978-232-6000
Dom. Fax: 1-978-232-6015
Int'l Fax: 978-232-6031

Europe
P.O. Box 254, 3860 AG Nijkerk
Wallerstraat 125K, 3862 BN
Nijkerk, Netherlands
Tel: (31) 033-2463887
Fax: (31) 033-2460832

Asia Pacific
Blk 55, Ayer Rajah Crescent
#04-16/24, Singapore 139949
Tel: 65-6778-6876
Fax: 65-6773-0836

www.thermo.com/water



Thermo
SCIENTIFIC